

Year opened: 2014-15
Grades served: K-3, 6-8 (planned K-12)
Number of scholars for 2015-16: 875

LEADERSHIP TEAM
Managing Directors – Karen Aikman (PS),
Rich Harrison (MS)
PS Director – Sarah Chambers
MS/HS Director – Allen Anderson
Operations Director – Maritza Vasquez



HIGHLIGHTS

Primary School Highlights

- ◇ 91% of kindergarteners met their growth goal on MAP math with 93% of the grade at or above the national norm and eliminating the 1st quintile. 82% of kindergarteners met their growth goal on MAP reading with 82% of the grade at or above the national norm.
- ◇ 96% of first graders met their growth goal on MAP math with 94% of the grade at or above the national norm. 88% of first graders met their growth goal on MAP reading with 88% of the grade at or above the national norm.
- ◇ 70% of second graders met their growth goal on MAP math growing an average of 23 points and 68% of the second graders met their growth goal on MAP reading, growing an average of 22 points.



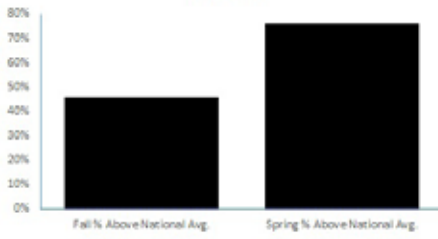
Middle School and High School Highlights

- ◇ At least 80% of 7th grade scholars met Reading, Language Arts and Science goals on end of year MAP.
- ◇ Middle school grade scholars performed above the national norm in Reading, Language Arts, Math and Science on end of year MAP.
- ◇ 6th and 7th grade scholars outperformed the network average in every subject area on Uplift Common Assessments.

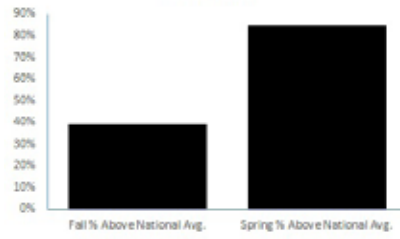


MAP TEST RESULTS

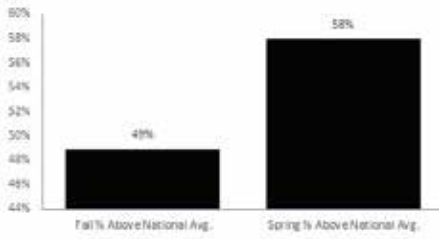
Uplift Grand MAP Results Primary School Reading



Uplift Grand MAP Results Primary School Math



Uplift Grand MAP Results Middle School Reading



Uplift Grand MAP Results Middle School Math

