



Year opened: 2010–11
Grades served: PreK - 11th (planned K–12)
Number of scholars for 2015–16: 1,519

LEADERSHIP TEAM

Managing Directors – Priscilla Pharms (PS), Anson Jackson (MS), Remy Washington (HS)
 PS Director – Kristin Algier
 MS Director – Cody Yocom
 HS Director – Andrew Baca
 PS Operations Director – Jared Smallwood
 MS/HS Operations Director - Marc Ybarra



HIGHLIGHTS

Primary School Highlights

- ◇ Kindergarten scholars moved from the bottom 5 to top 5 in the network according to MAP with over 76% at or above the national norm.
- ◇ 1st grade scholars grew from 9% reading on grade level to 57% by the end of the year.
- ◇ 2nd grade scholars grew from 31% of scholars reading on grade level to over 71% by the end of the year.



Middle School Highlights

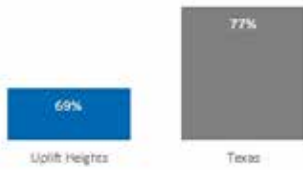
- ◇ Uplift Heights Middle School saw some of the most transformative scholar growth in the network in 2014-15
- ◇ Classroom Differentiation for high/medium/low and various types of learners (kinesthetic/visual/auditory)
- ◇ Reading Intervention: utilizing station based learning and LLI kits in our College Ready Reading class to help our lower readers increase their reading level proficiency. Reading Enrichment: pushing our higher readers within this class through literature circles and station based learning
- ◇ Beginning to Create IB Classrooms: working to unfold and create classrooms that are more inquiry based in nature, where learning gets pushed back onto scholars for them to be responsible for critical thinking, higher level responses through questioning, and grappling together with the content & skill.

High School Highlights

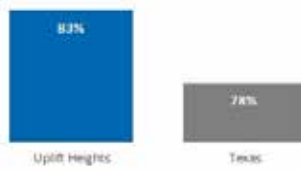
- ◇ Average growth on Explore (9th grade) was over 2 points.
- ◇ 65% of HS scholars met their growth goals on Explore/Plan
- ◇ We added three new content areas: Web Technology, Chemistry and Spanish

STAAR TEST RESULTS

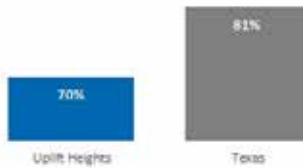
STAAR Reading 3rd Grade
% of students achieving satisfactory level or higher



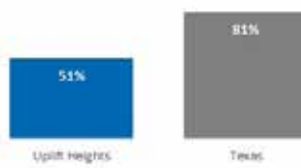
STAAR Reading 8th Grade
% of students achieving satisfactory level or higher



STAAR Algebra I EOC-Middle School
% of students achieving satisfactory level or higher

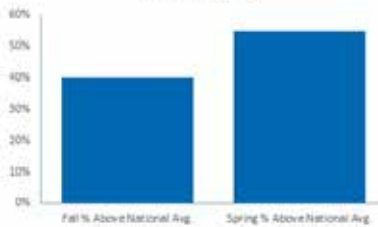


STAAR Algebra I EOC-High School
% of students achieving satisfactory level or higher

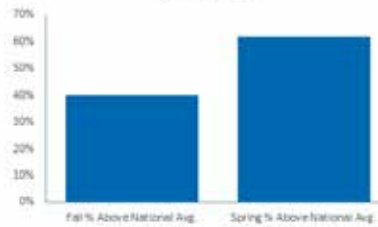


MAP TEST RESULTS

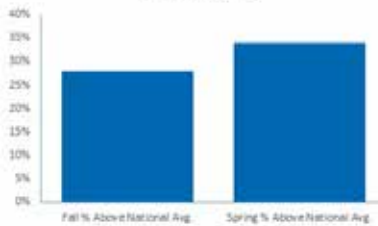
Uplift Heights MAP Results Primary School Reading



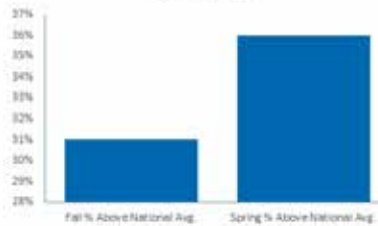
Uplift Heights MAP Results Primary School Math



Uplift Heights MAP Results Middle School Reading

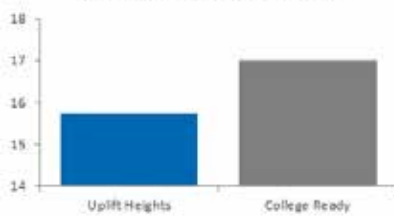


Uplift Heights MAP Results Middle School Math



ACT TEST RESULTS

EXPLORE Average Score



PLAN Average Score

