



uplifteducation

# UPLIFT PEAK PREPARATORY

**Year opened:** 2005–06  
**Grades served:** K–12  
**Number of scholars for 2015–16:** 1,397  
**First graduating class:** 2009–10  
**Number of graduates for 2014–15:** 107

#### LEADERSHIP TEAM

Managing Director – Karen Aikman (PS), Anson Jackson (MS), Remy Washington (HS)  
PS Director – Whitney Hurwitz  
MS Director – Emily Nolen  
HS Director – Samina Noorani  
Operations Director – Carlos de la Garza



## HIGHLIGHTS

### Primary School Highlights

- ◇ 91% of our kinder scholars met their math goals and 80% met reading
- ◇ 86% of scholars passed the STAAR test in the first administration, which was 3rd in the network; after the second administration 92% passed.
- ◇ Our SpEd scholars did well comparatively on STAAR this year with higher STAAR score averages than both the state and the district.



### Middle School Highlights

- ◇ One hundred percent of eighth grade Algebra I students exceeded the state standard on the Algebra I EOC
- ◇ In the Spring semester, middle school scholars completed more than 1,400 hours of documented community service benefitting organizations such as The Stewpot, The Wilkenson Center, The Soup Mobile and The Tide Foundation.
- ◇ Scholars in all grades exceeded the National Norm in all MAP subjects in all grade levels.

### High School Highlights

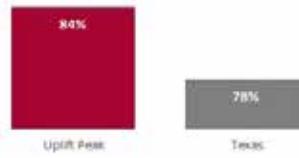
- ◇ Three Uplift Peak Prep HS scholars were named Dell Scholars and received a \$20,000 scholarship and a laptop. One senior was named a Gates Millennium Scholar.
- ◇ We held our first College March where twelfth grade scholars took a symbolic walk through campus as they were cheered on by scholars across the K-12 campus to begin the college admissions season with excitement as they mailed their college applications.

## STAAR TEST RESULTS

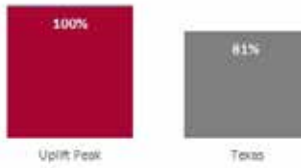
**STAAR Reading 3rd Grade**  
% of students achieving satisfactory level or higher



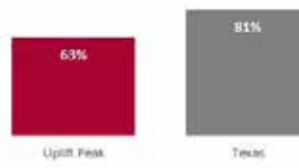
**STAAR Reading 8th Grade**  
% of students achieving satisfactory level or higher



**STAAR Algebra I EOC-Middle School**  
% of students achieving satisfactory level or higher

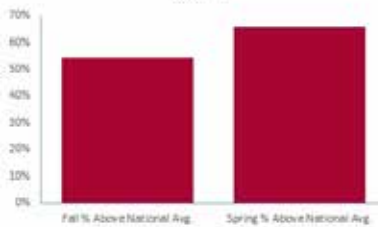


**STAAR Algebra I EOC-High School**  
% of students achieving satisfactory level or higher

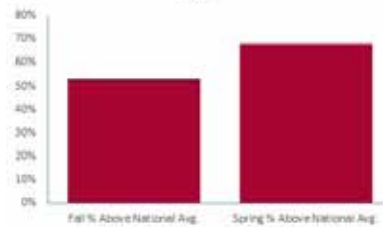


## MAP TEST RESULTS

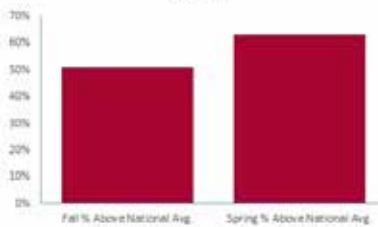
**Uplift Peak MAP Results Primary School Reading**



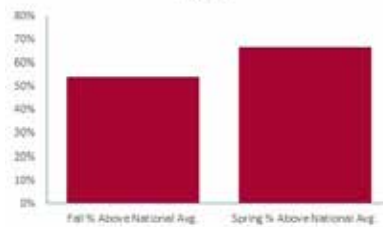
**Uplift Peak MAP Results Primary School Math**



**Uplift Peak MAP Results Middle School Reading**

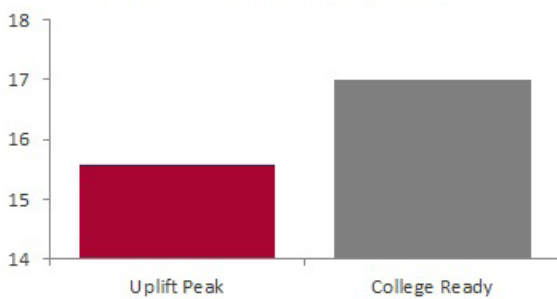


**Uplift Peak MAP Results Middle School Math**



## ACT TEST RESULTS

**EXPLORE Average Score**



**PLAN Average Score**

