



**Year opened:** 2007–08  
**Grades served:** K–12  
**Number of scholars for 2015–16:** 1,402  
**First graduating class:** 2010–11  
**Number of graduates for 2014–15:** 36

**LEADERSHIP TEAM**

Managing Directors – Karen Aikman (PS), Karen Evans (MS/HS)  
PS Director – Amanda Dudley  
MS Director – Aleia Mims  
HS Director – Tracy Odom  
Operations Director – Michael Wayt



## HIGHLIGHTS

### Primary School Highlights

- ◇ The fifth grade team led scholars to a 93% passing rate on the STAAR test
- ◇ Four Uplift Summit scholars advanced from the Uplift Science Fair to the Regional Science Fair.
- ◇ Uplift Summit scholars outperformed the state in all grades on the STAAR Test.

### Middle School Highlights

- ◇ Uplift Summit scholars outperformed the state in all 6 – 8 STAAR Tests and Algebra 1 EOC.
- ◇ Uplift Summit scholars exceeded the National Norm in all MAP subjects in all grade levels.

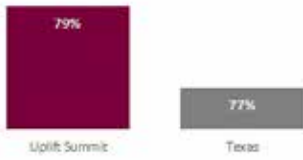
### High School Highlights

- ◇ #17 According to Washington’s Post Most Challenging High Schools in America
- ◇ 80% of all scholars took at least one AP exam in 2015-Grades 9-12
- ◇ 55% of Uplift Summit seniors were accepted into the Top 100 schools of Colleges that Change Lives as defined by U.S. News World Report




# STAAR TEST RESULTS

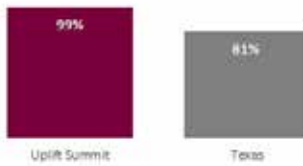
**STAAR Reading 3rd Grade**  
% of students achieving satisfactory level or higher



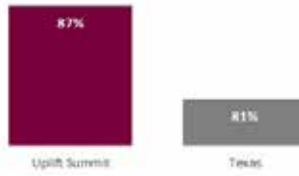
**STAAR Reading 8th Grade**  
% of students achieving satisfactory level or higher



**STAAR Algebra I EOC-Middle School**  
% of students achieving satisfactory level or higher

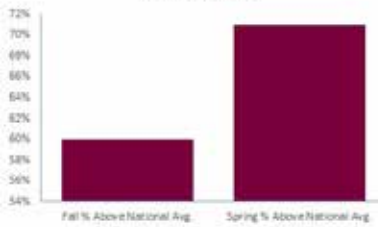


**STAAR Algebra I EOC-High School**  
% of students achieving satisfactory level or higher

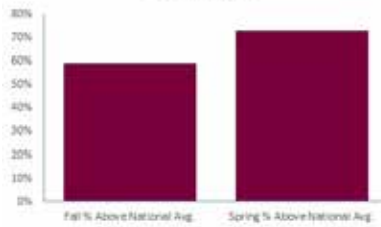


# MAP TEST RESULTS

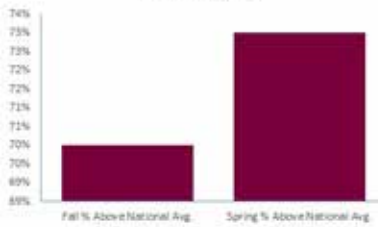
**Uplift Summit MAP Results Primary School Reading**



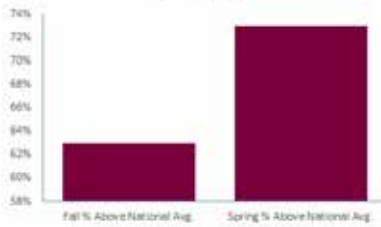
**Uplift Summit MAP Results Primary School Math**



**Uplift Summit MAP Results Middle School Reading**

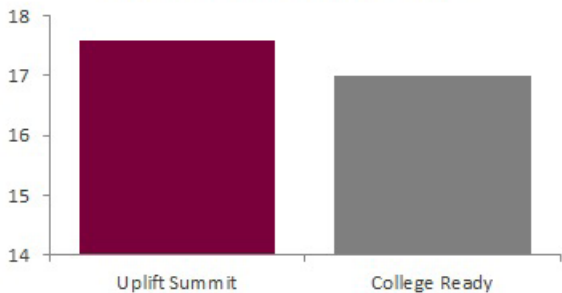


**Uplift Summit MAP Results Middle School Math**



# ACT TEST RESULTS

**EXPLORE Average Score**



**PLAN Average Score**

