

**Year opened:** 2007–08  
**Grades served:** K–12  
**Number of scholars for 2015–16:** 1,405  
**First graduating class:** 2010–11  
**Number of graduates for 2014–15:** 96

**LEADERSHIP TEAM**

Managing Directors – Priscilla Parhms (PS),  
 Anson Jackson (MS), Remy Washington (HS)  
 PS Director – Priscilla Parhms  
 MS Director – Jacob Stainbrook  
 HS Director – TBD  
 Operations Director – Molly Salomon



## HIGHLIGHTS

### Primary School Highlights


- ◇ Scholars in third through fifth grades outperformed the network average in Math MAP goal attainment.
- ◇ Scholars in third grade outperformed the network average in Reading MAP goal attainment.

### Middle School Highlights

- ◇ 82% of middle school scholars met their STAAR Reading Goals
- ◇ 100% of all seventh grade scholars participated in and completed the IB Middle Years Program service project.
- ◇ The number of sixth grade scholars meeting their Math MAP goals has nearly doubled in the last two school years (from 35% to 74%).

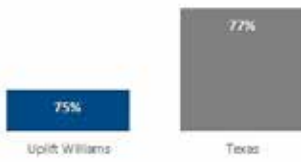
### High School Highlights

- ◇ The Washington Post named Uplift Williams the 49th most challenging high school in the nation
- ◇ Ninth graders improved nearly 20 percentage points on the college readiness benchmark from the previous year

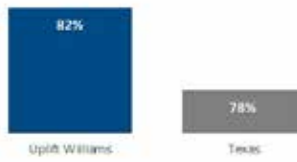


## STAAR TEST RESULTS

**STAAR Reading 3rd Grade**  
% of students achieving satisfactory level or higher



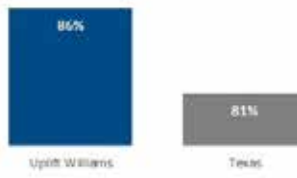
**STAAR Reading 8th Grade**  
% of students achieving satisfactory level or higher



**STAAR Algebra I EOC-Middle School**  
% of students achieving satisfactory level or higher

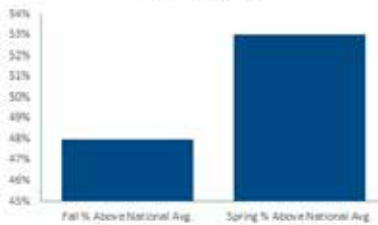


**STAAR Algebra I EOC-High School**  
% of students achieving satisfactory level or higher

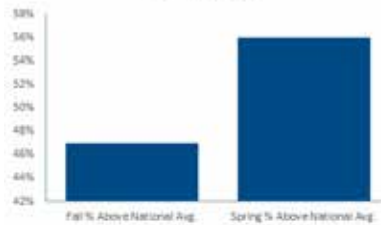


## MAP TEST RESULTS

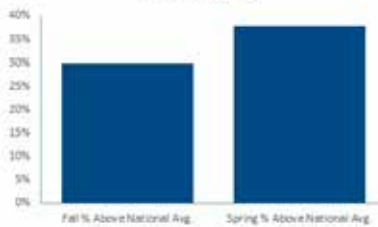
**Uplift Williams MAP Results Primary School Reading**



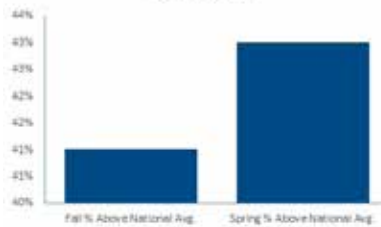
**Uplift Williams MAP Results Primary School Math**



**Uplift Williams MAP Results Middle School Reading**

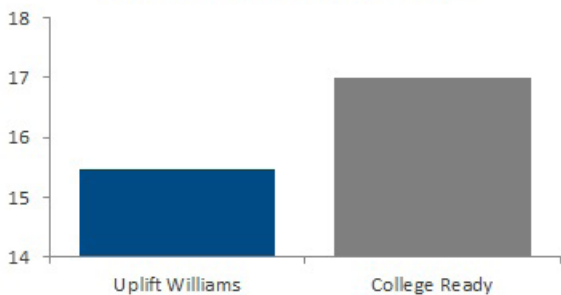


**Uplift Williams MAP Results Middle School Math**



## ACT TEST RESULTS

**EXPLORE Average Score**



**PLAN Average Score**

